

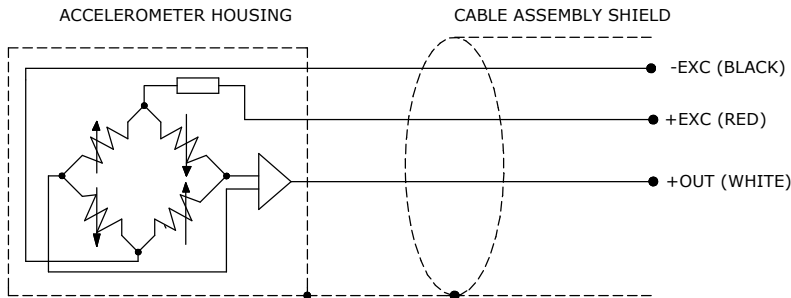
SPECIFICATIONS:

All values are typical at +24°C (+75°F), and 12Vdc excitation unless otherwise stated.

DASH NO.	-002	-005	
DYNAMIC RANGE	±2	±5	g
SENSITIVITY ±10%	1000	400	mV/g
FREQUENCY RESPONSE ±5%	0-200	0-300	Hz
RESIDUAL NOISE (PASSBAND)	500	300	µV RMS
NATURAL FREQUENCY	700	800	Hz
DAMPING	0.7	0.7	
SHOCK LIMIT	5000	5000	g

PARAMETERS

	VALUE	UNITS
ZERO ACCELERATION OUTPUT (DIFFERENTIAL)	±50	mV
TRANSVERSE SENSITIVITY	<3	%
NON-LINEARITY (BFSL)	±1	%FSO
THERMAL ZERO SHIFT, -40 to +100°C (-40 to +212°F), REFERENCE 24°C (75°F)	±2.5	%FSO
THERMAL SENSITIVITY SHIFT, -40 to +100°C (-40 to +212°F), REFERENCE 24°C (75°F)	±3	%
EXCITATION VOLTAGE	8 to 36	Vdc
EXCITATION CURRENT	<5	mA
BIAS VOLTAGE	2.5	Vdc
FULL SCALE OUTPUT VOLTAGE	±2	Vpk (FSO=2V)
OUTPUT IMPEDANCE	<100	Ω
INSULATION RESISTANCE (@100Vdc)	>100	MΩ
TURN ON TIME	<100	msec
OPERATING AND STORAGE TEMPERATURE	-54 to +121 (-65 to +250)	°C (°F)
HUMIDITY (ACTIVE ELEMENT AND ELECTRONICS))	Hermetic Solder Seal	
HUMIDITY (HOUSING)	Silicone Potted	
WEIGHT (CABLE NOT INCLUDED)	6	Grams
MOUNTING TORQUE	6 (0.7)	lb-in (Nm)



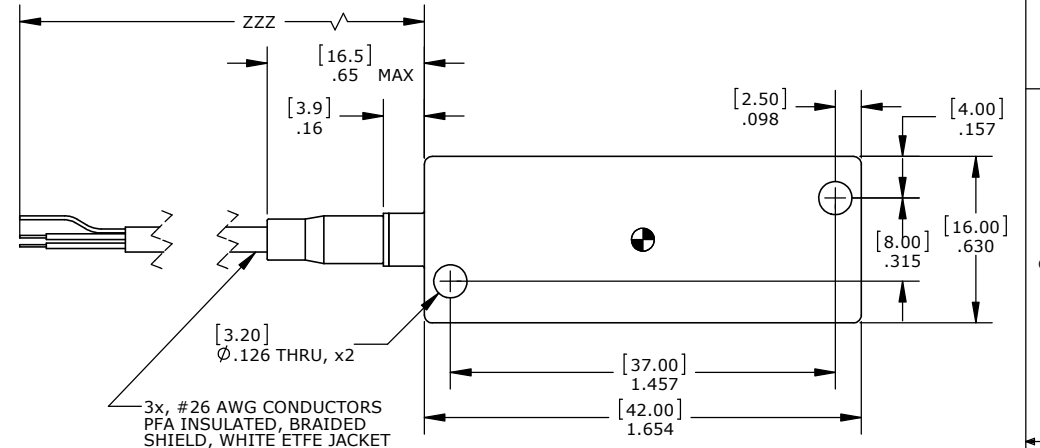
NOTES:

- ELECTRICAL ISOLATION IS PROVIDED BY ANODIZED ALUMINUM HOUSING.
- FOR #4-40 (UNIFIED SCREW THREAD) OR M3 METRIC SOCKET HEAD CAP SCREW.
- MODEL NUMBER:
4618-XXX-ZZZ#-V
STANDARD OPTIONAL FEATURE (SEE SHEET 2 OF 2), OTHERWISE LEAVE BLANK.
CABLE LENGTH (INCHES) [e.g. 060 IS 60 INCHES OF CABLE]
RANGE (g) [e.g. 100 IS 100g RANGE]
- SEE TABULATION FOR LENGTH TOLERANCE.

TABULATION ⁴	
ZZZ	TOLERANCE
≤ 4 [102]	+0.5 [13] -0 [0]
> 4 [102] & ≤ 12 [305]	+1 [25] -0 [0]
> 12 [305] & ≤ 60 [1524]	+2 [51] -0 [0]
> 60 [1524] & ≤ 120 [3048]	+4 [102] -0 [0]
> 120 [3048] & ≤ 360 [9144]	+6 [152] -0 [0]
> 360 [9144]	+12 [305] -0 [0]

REVISIONS

REV	DESCRIPTION	DRAWN/DATE	CHECKED/DATE	APPR./DATE
1	PRELIMINARY	CL/11-15-17		
2	UPDATE	CL/11-21-17		



UNLESS OTHERWISE SPECIFIED:		NAME	DATE
DIMENSIONS ARE IN INCHES [MM]	DRAWN	C.L.	11-15-17
TOLERANCES:	CHECKED		
ANGULAR ±5°	ENG APPR.		
TWO PLACE DECIMAL ±.03 [.8]			
THREE PLACE DECIMAL ±.010 [.25]			
MATERIAL	MFG APPR.		
FINISH	Q.A. APPR.		
PROPRIETARY AND CONFIDENTIAL		COMMENTS:	
THE INFORMATION CONTAINED IN THIS DRAWING IS THE SOLE PROPERTY OF MEASUREMENT SPECIALTIES, INC. ANY REPRODUCTION IN PART OR AS A WHOLE WITHOUT THE WRITTEN PERMISSION OF MEASUREMENT SPECIALTIES, INC. IS PROHIBITED.		DO NOT SCALE DRAWING INTERPRET GEOMETRIC TOLERANCING PER ANSI Y14.5M-1994	



Aliso Viejo, CA 92656

TITLE:

MODEL 4618,
ACCELEROMETER

SIZE DWG. NO.

B OD-4618

REV

2

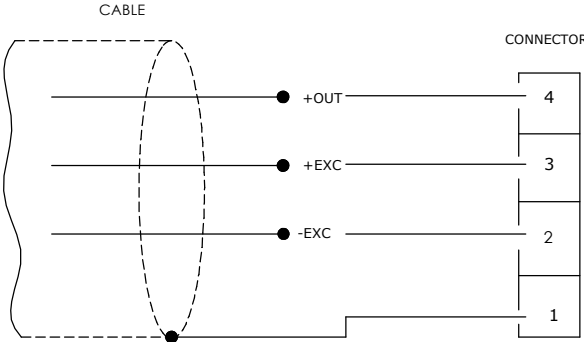
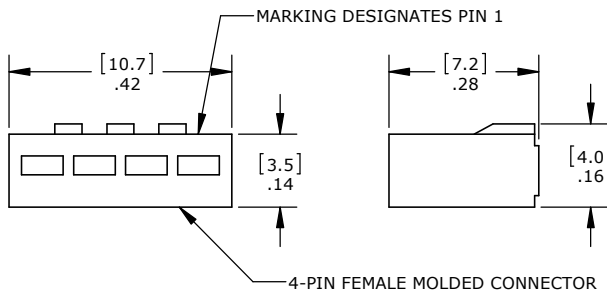
SCALE:

WEIGHT:

SHEET 1 OF 2

The following table defines standard optional features available on 4618 series accelerometers and their part number designations.

Part number will be 4618-XXX-ZZZ#

Option Designation #	Standard Optional Feature Description: Product is same as standard product except as noted below.
BLANK	Configuration per sheet 1
C	<p>1.) Terminate cable with in-line connector 2.) Supplied with 4-pin SIP header, MOLEX, P/N: 0510350400</p>  



SIZE	DWG. NO.	REV
B	OD-4618	2
SHEET 2 OF 2		